

Remote Planning

Adina Waldmann, R&D Program Manager

July 2020





Add profile section ▼

More...




Adina Waldmann

 OptimalPlus

PMP, SA, Program Manager at Optimal+

Israel · [500+ connections](#) · [Contact info](#)





is now 

The text "is now" is in a black sans-serif font, followed by the NI logo, which consists of three green rectangular blocks of varying heights and widths arranged to form the letters "ni".

Through the acquisition of OptimalPlus, NI accelerates companies' digital transformation initiatives by coupling NI leadership in automated test with new advanced product analytics for enterprises.

“We’re confident NI’s enterprise software strategy unlocks the value of test data by embracing digital transformation and bringing it to the analog world.”

Eric Starkloff, NI President and CEO
July 6, 2020

Founded in
2005

Employees
~230

Analyzing huge
volumes of data

100bn

Devices per year

ROI Track record &
loyal trusted partner


OPTIMAL+

is now 

▼
**Big data
analytics
expert**

▼
**Open
Innovation
Platform**

▼
**IIoT & 4.0
Proven
Expertise**



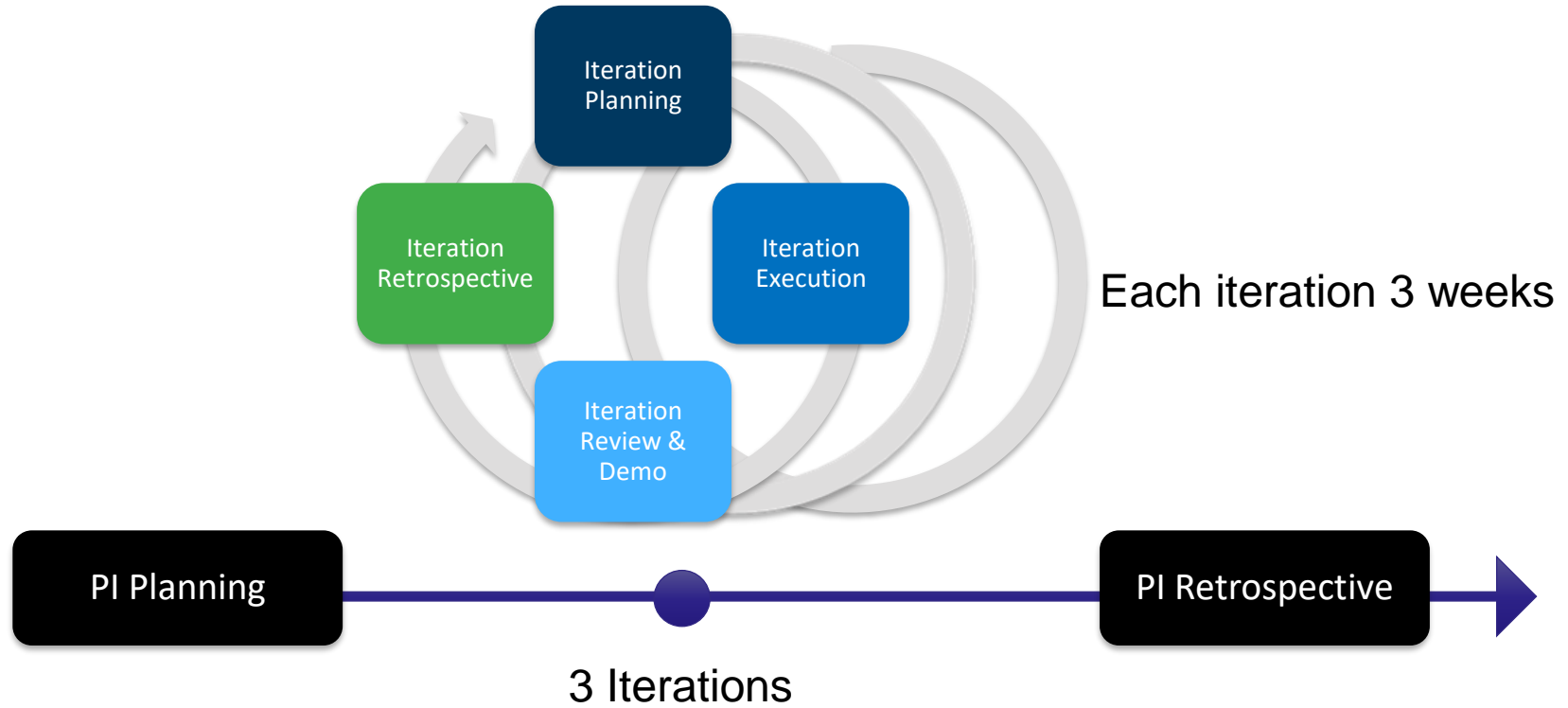
Semiconductor



Automotive

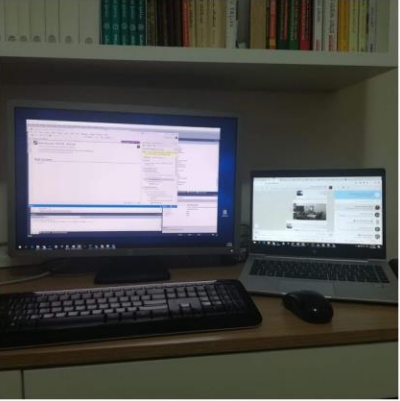
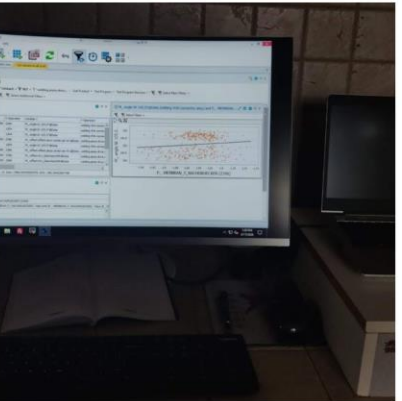
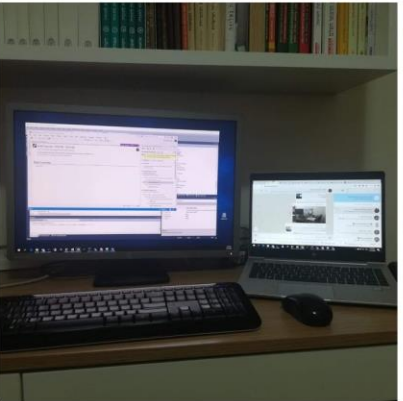
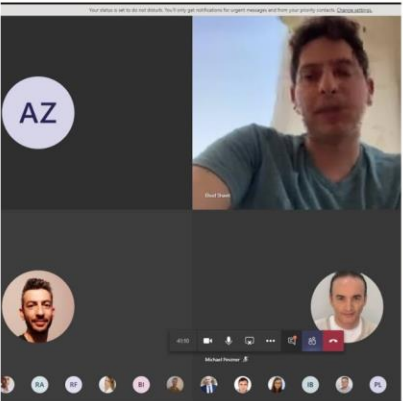




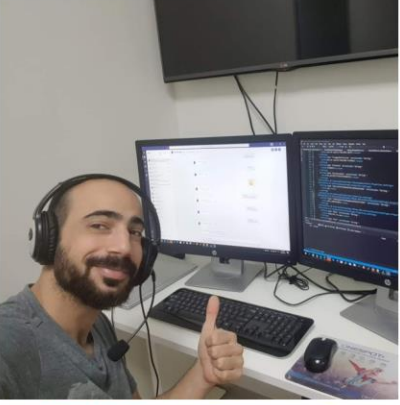
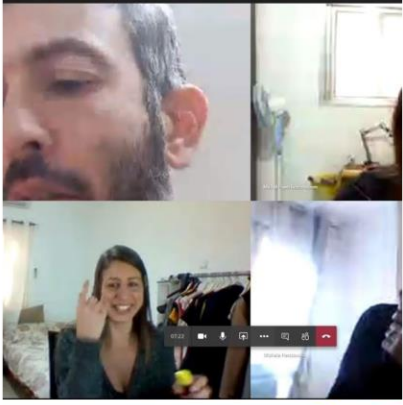

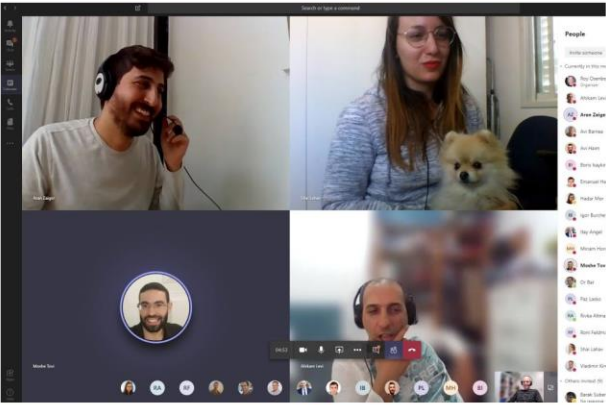



Optimal+ Program Increment lifecycle





A whole new world....




Shifting from in-person to virtual
**without compromising
on quality**



What we need to make it work!

- **Collaboration Tools**
- **Grooming & elaboration meetings**
- **Planning only 9 weeks ahead**
- **Trust & Flexibility**



Collaboration Tools

✓ **Instant Messaging**



Microsoft Teams

✓ **Conference Meetings**



Microsoft Teams

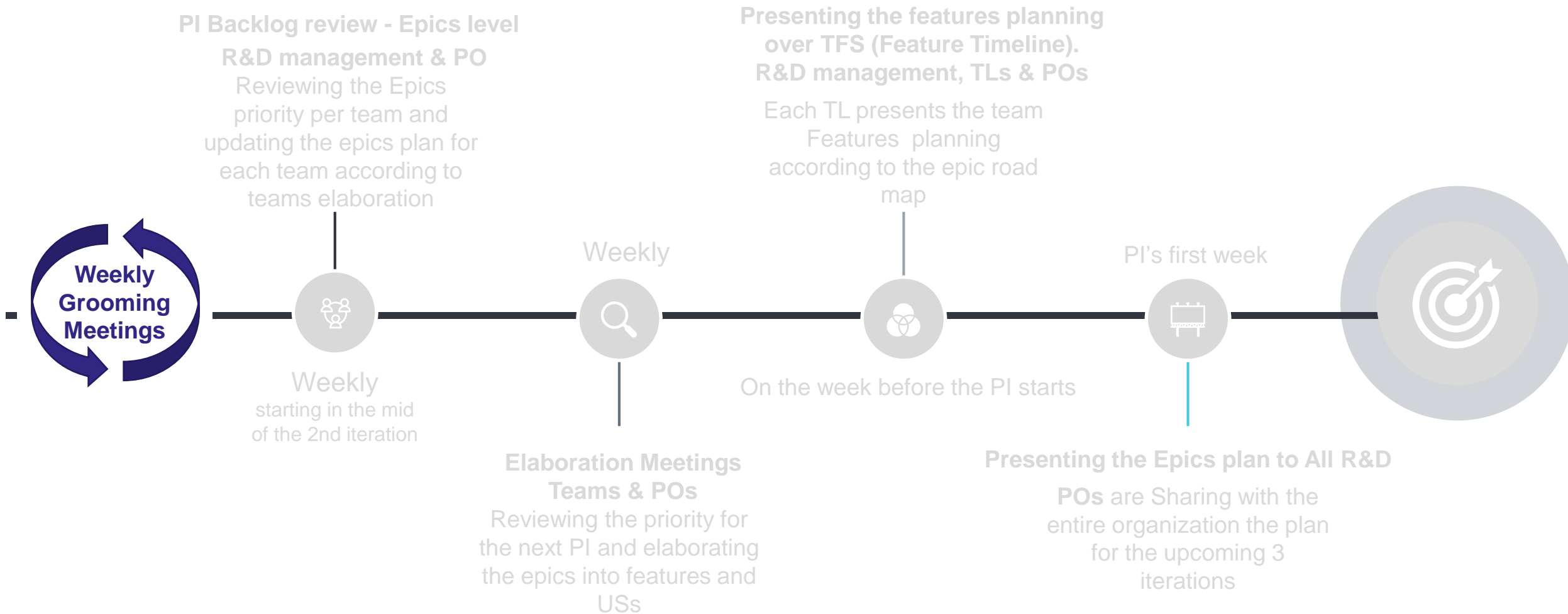
✓ **Board Collaborations**



✓ **Knowledge Sharing**



PI Planning



PI Planning

PI Backlog review - Epics level

R&D management & PO

Reviewing the Epics priority per team and updating the epics plan for each team according to teams elaboration



Weekly
starting in the mid
of the 2nd iteration

Weekly



**Elaboration Meetings
Teams & POs**
Reviewing the priority for
the next PI and elaborating
the epics into features and
USs

Presenting the features planning
over TFS (Feature Timeline).
R&D management, TLs & POs

Each TL presents the team
Features planning
according to the epic road
map



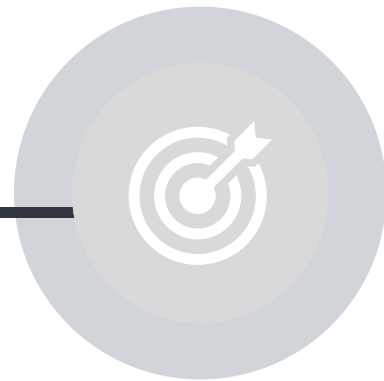
On the week before the PI starts

PI's first week

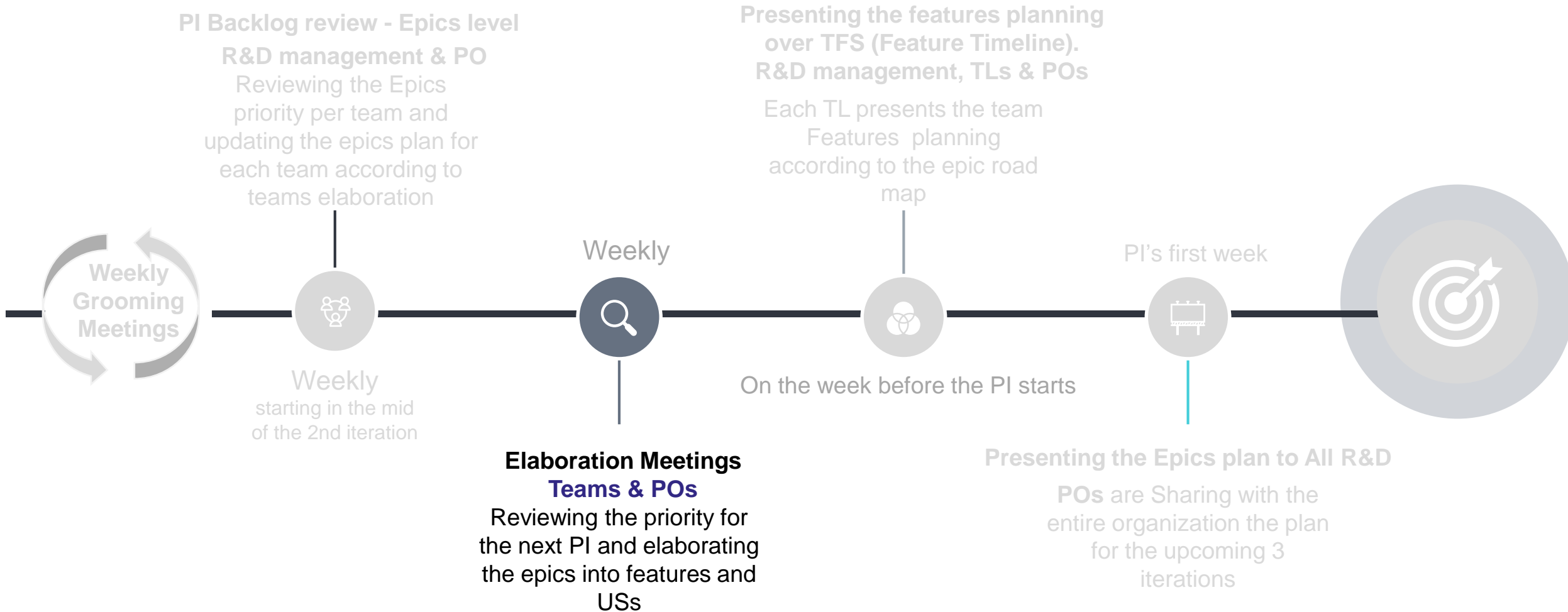


Presenting the Epics plan to All R&D

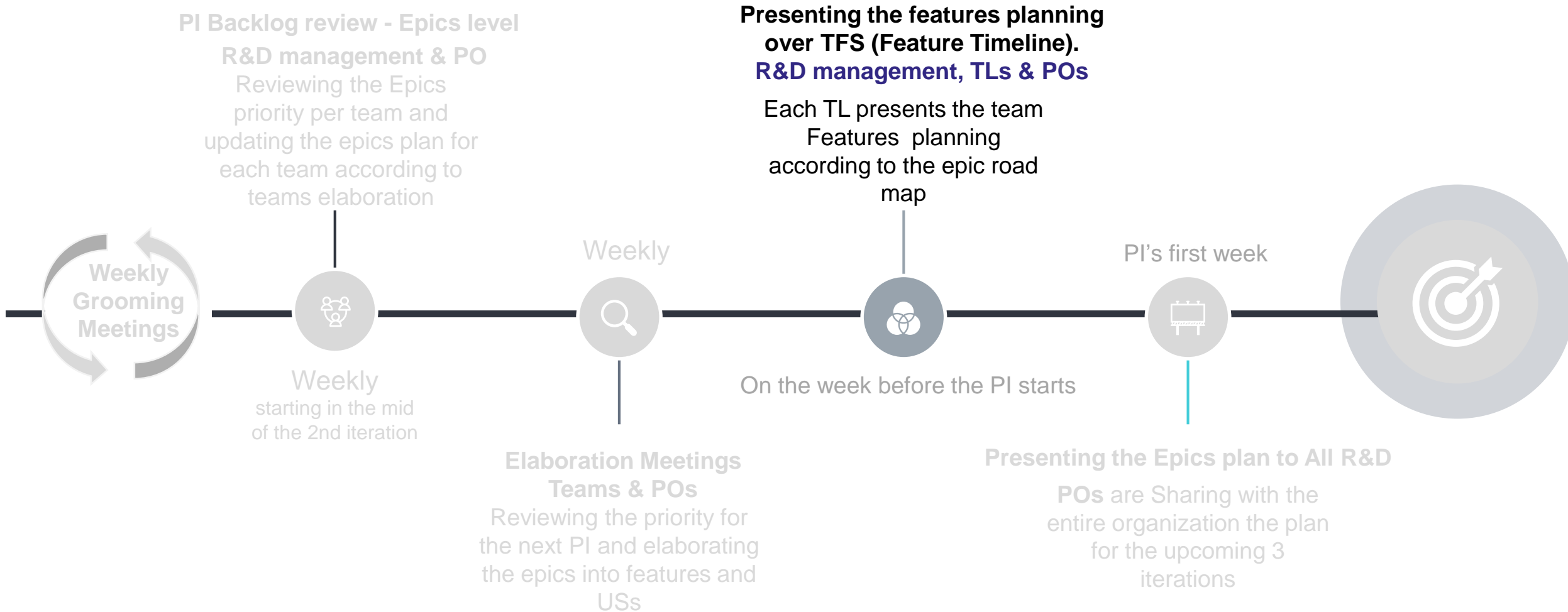
POs are Sharing with the
entire organization the plan
for the upcoming 3
iterations



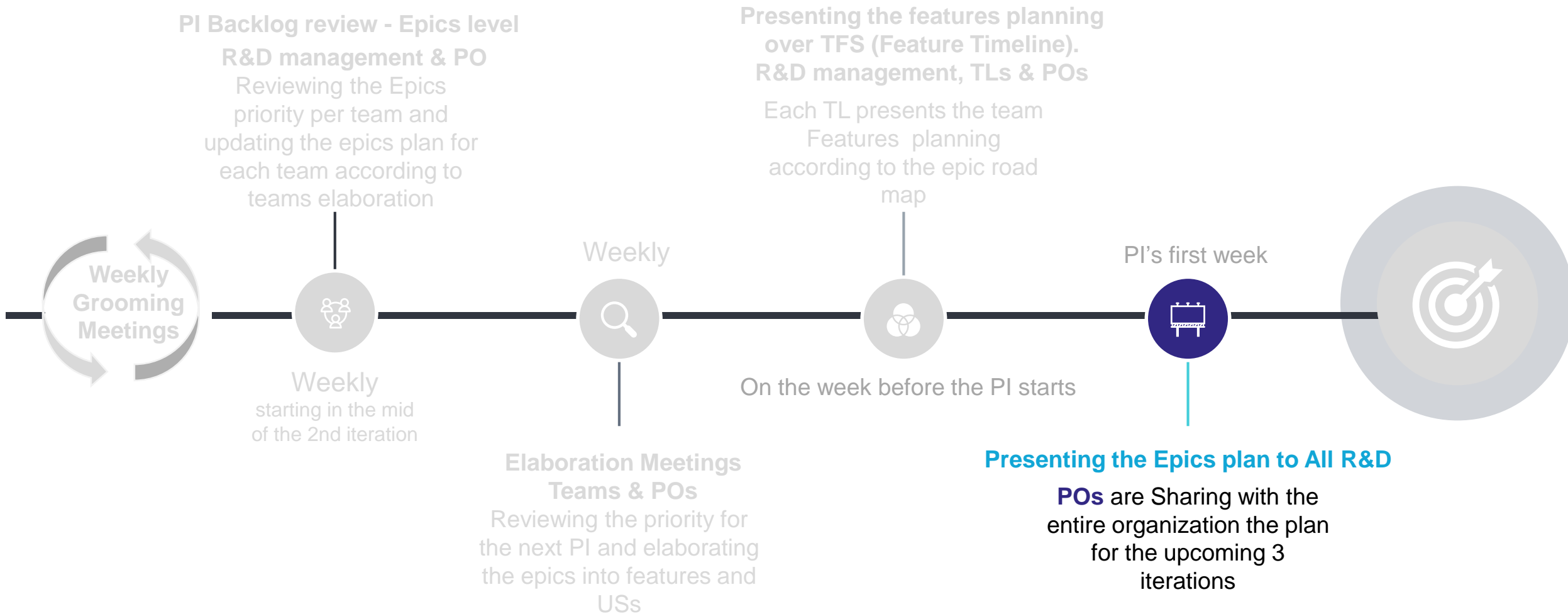
PI Planning



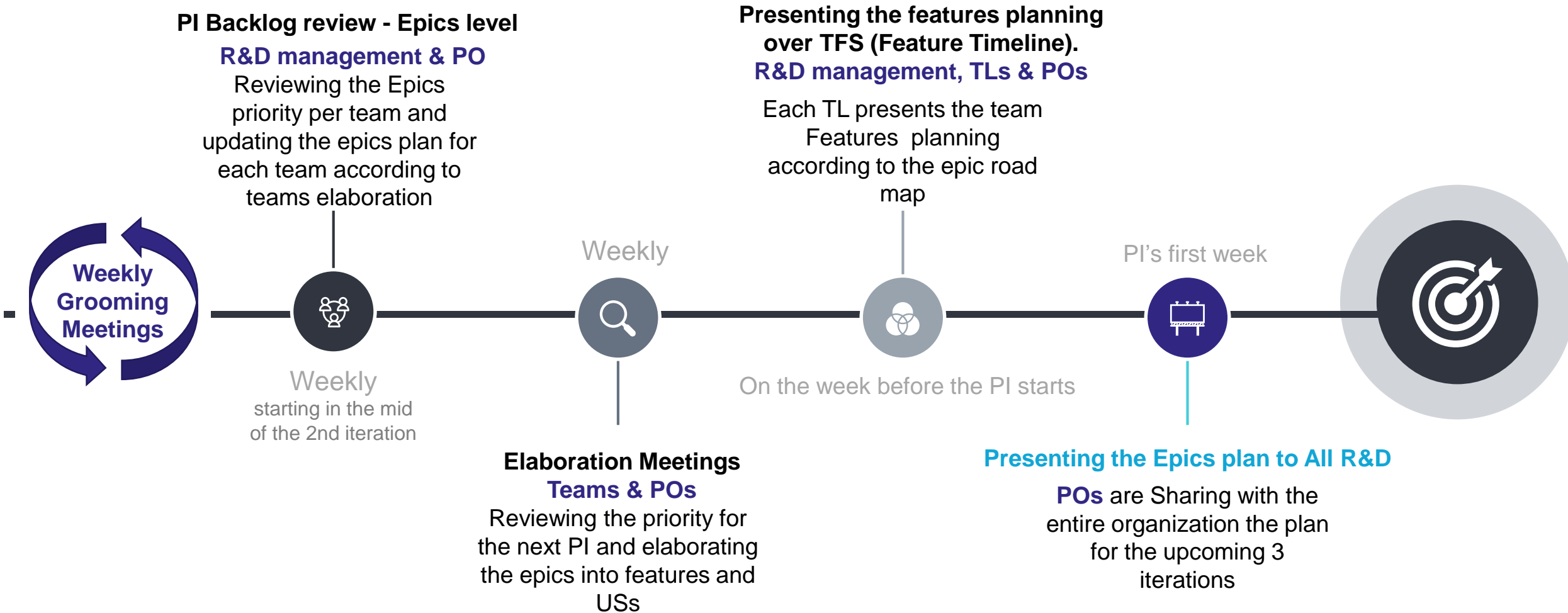
PI Planning



PI Planning



PI Planning



What we need to make it work!

- **Collaboration Tools**
- **Grooming & elaboration meetings**
- **Planning only 9 weeks ahead**
- **Trust & Flexibility**







Reality is changing.
Let's be Agile. Let's be better.




Thank You!





Backup



Miro – collaborative boards

The screenshot displays the Miro dashboard interface. At the top left is the 'miro' logo. A search bar labeled 'Search boards' is positioned next to it. On the right side of the top navigation bar, there are buttons for '+ Invite members', 'Upgrade', a help icon with a '36' notification badge, a bell icon, and a user profile icon with the letter 'A'. Below the search bar, the main heading is 'All boards'. To the right of this heading are two dropdown menus: 'Owned by anyone' and 'Last opened'. On the far right of this section are icons for a grid view and a hamburger menu. On the left side, there is a sidebar with a settings icon (gear and 'o+'), a 'Starred' section, a link to 'All boards', and a 'Projects' section with a '+ Add' button. The main content area features a row of five board templates: 'Blank board' (a blue square with a white plus sign), 'Kanban Framework' (a grid of colored rectangles), 'Mind Map' (a central node with radiating lines), 'User Story Map Framework' (a grid of colored rectangles), and 'Retrospective' (three vertical columns of colored rectangles). Below these templates is a section titled 'Upload from backup' which contains an image of three overlapping document icons with lock symbols. Below the image is the text 'Create private boards →' and 'Unlock the ability to share boards with only select people.' At the bottom of the dashboard, there are four placeholder cards, each showing a laptop icon with three arrows pointing right, indicating that the content of these cards is obscured or missing.





Tools

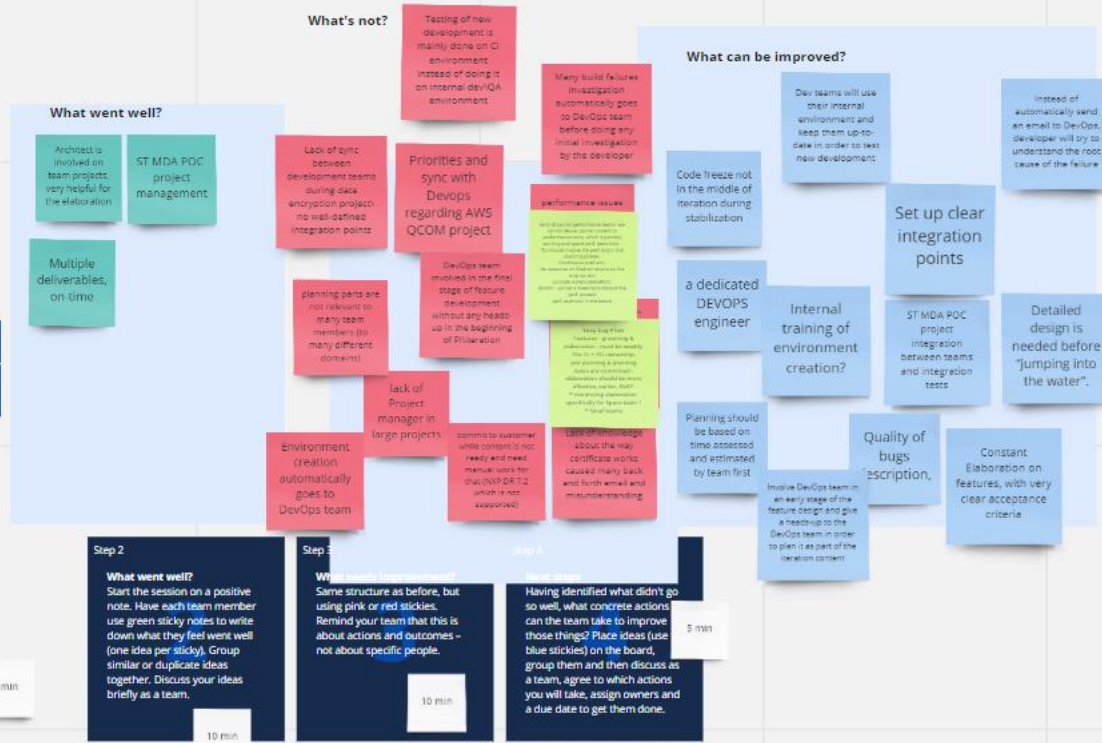
- Sticky notes
- Timer (get it here)

General info

- People: 4-12
- Prep Time: 15 min
- Time: 30 min
- Difficulty: Easy

Who should be involved?

Include the core project or service team, and perhaps a facilitator.



← Create voting ×

Name

Duration, hh:mm

−	00:15	+
---	-------	---

Votes per person

−	10	+
---	----	---

Voting area: whole board [change](#)



Start now

Save to vote later



Confluence – Knowledge sharing

- Optimal+
- Release Versions
- Release checklist
- ▼ SHIPIT
 - Shipit 2018
 - SHIPIT 2019
 - SHIPIT Retro
- Customer bugs days- Checklist
- ▼ PI Planning
 - **PI Planning Process**
 - PI Planning Retrospective

Optimal+ / PMO / PI Planning



PI Planning Process



Created by Adina Waldmann

Last updated Jun 16, 2020

	Timing	Owner	Participants
PI Backlog review - Epics level Reviewing the Epics priority per team and updating the epics plan for each team according to teams elaboration	Weekly meeting. starting the mid of the 2nd iteration	PMO	R&D management, PO

